

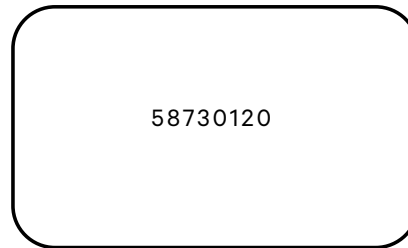
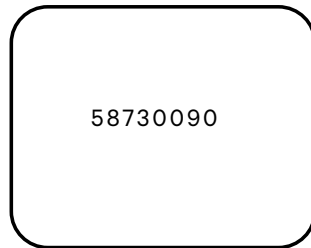
**S** MONTERINGSANVISNING

**GB** ASSEMBLY INSTRUCTION

**SPEGEL ROXEN ART. NR:**

**58730060, 58730090, 58730120**

VARIANTER VARIANTS



AVEMBALLERING

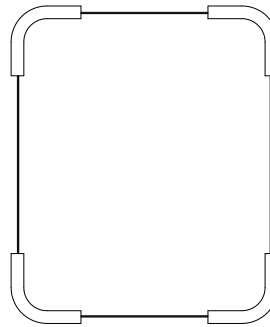


Packa varsamt upp spegeln.  
Använd inte vassa föremål.  
Vassa föremål riskerar att repa spegeln.  
Behåll skyddshörnen på tills upphängning  
av spegeln skall ske.

UNPACKING THE MIRROR




Carefully unpack the mirror.  
Do not use sharp tools.  
Danger of scratching mirror.  
Do not remove protective corners until  
mirror is mounted.



INNEHÅLL

PACKAGE CONTENTS



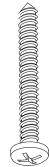
1x



4x



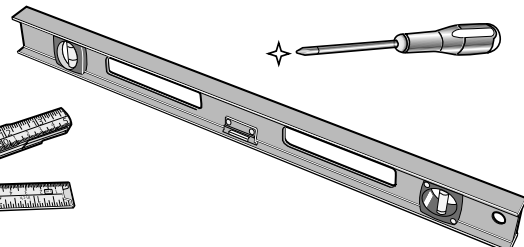
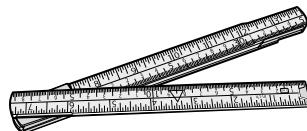
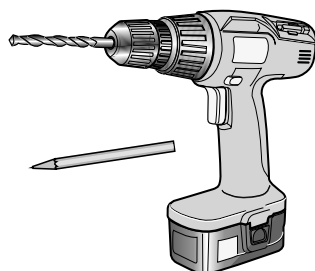
4x



4x  
Ø 6x50 mm



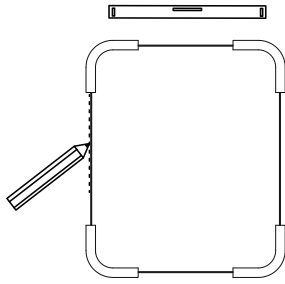
4x



MONTERING AV SPEGEL PÅ VÄGG

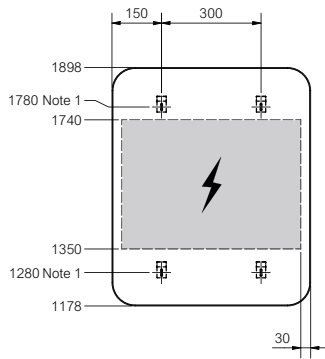
MOUNTING OF MIRROR ON WALL

1

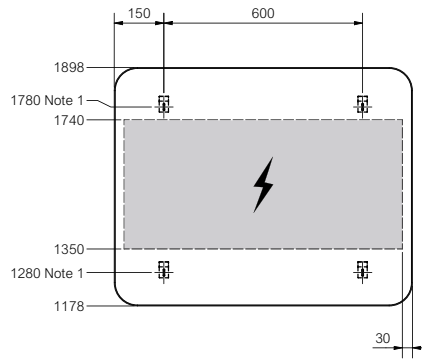


Note 1: c/c-mått för regel i vägg och fäste för spegel.  
spacing from floor to joist in wall and for mounting dimensions.

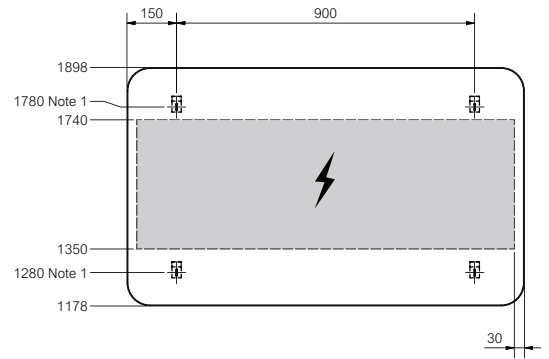
2



58730060



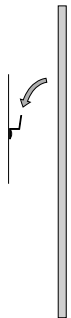
58730090



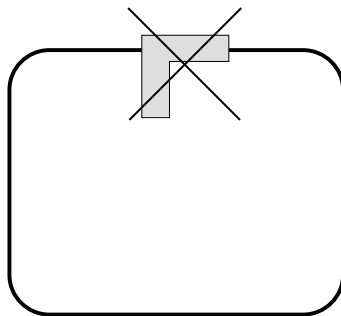
58730120

Vid val av belysning som skall fästas i ramen så måste borrhning genomföras på plats och efter vald belysnings borbild.

3



4



JUSTERINGSMÅN SPEGEL  
ADJUSTING THE MIRROR

